

# Offline EMS license activation with Blancco Management Console

Created date	Updated date	Affects version	Fix version
08 Feb 2017	04 Nov 2020	Management Console - all versions	N/A

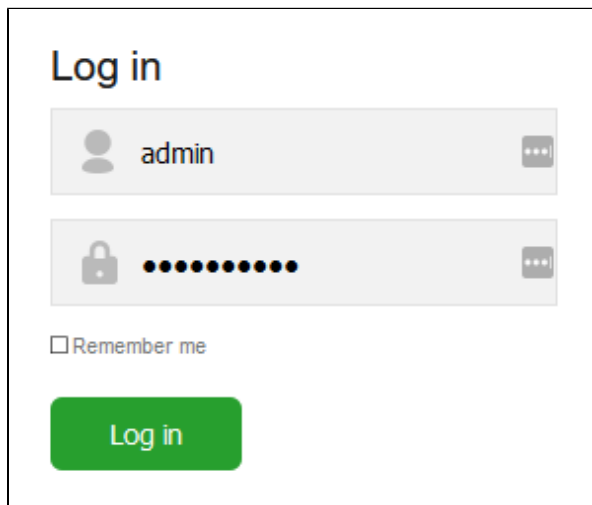
Offline activation with Blancco Management Console 3 requires version 3.6.1 or newer to work!

To activate the licenses based on the new licensing schema, you will receive an email which contains the product key(s) for the activation. The email also includes steps for activating your product key(s). You can choose online or offline activation. Online activation requires an Internet connection and the HASP-key needs to be connected to the machine where activation will be done. Offline activation doesn't require an Internet connection, but you will need to generate a C2V-file and upload it to the Entitlement Management System. After uploading the file, you will receive a V2C-file which can be activated without internet connection.

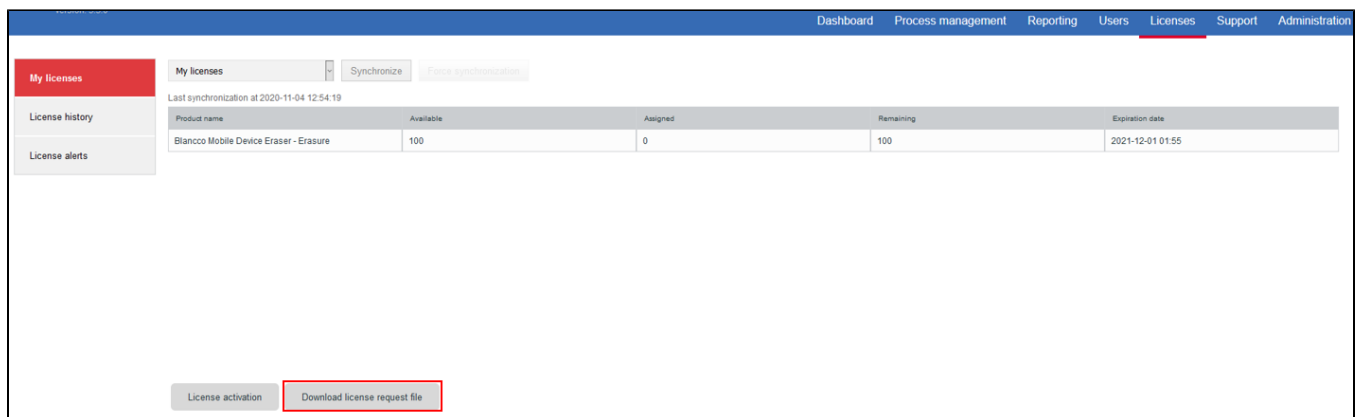
After logging in to the Entitlement Management System (license activation portal), choose "offline activation". Generate the C2V-file using the Management Console's user interface. After generating the V2C-file, user can upload it through the Management Console's user interface to add the licenses to the Management Console's license container.

## Generating license activation

1. Log in to Management Console as admin



2. Go to "Licenses" and then to the "My Licenses"-tab
3. Click "Download license request file" and save C2V-file



Product name	Available	Assigned	Remaining	Expiration date
Blancco Mobile Device Eraser - Erasure	100	0	100	2021-12-01 01:55

4. Go to license activation portal <https://license.blancco.com/ems/customerLogin.html>

# Sentinel EMS

ENTITLEMENT MANAGEMENT SYSTEM 7.10

Customer Portal Login

License Update

Product Key:

Log in



© 2019 SafeNet Inc. All Rights Reserved.

5. Log in by using your unique product key found in the delivery email

6. Choose "Offline activation"

## Sentinel EMS

ENTITLEMENT MANAGEMENT SYSTEM

Welcome | [Logout](#) | [Help](#)

Product Key : 66d01a0b-606c-4d6f-945a-3e994f5e2636

Online Activation

Offline Activation

Product Key:	66d01a0b-606c-4d6f-945a-3e994f5e2636		
Customer Name:	Example Company	E-mail:	-
Channel Partner:	-	E-mail:	-
Activations:	1	Remaining Activations:	1
Previous Activations:	0	Enabled:	true
Enforcement:	Sentinel LDK		

Products		Lock Type
<input type="checkbox"/>	BMDE Eraser - V... [Base_BMDE Eraser - Volume Edition]	HL



© 2019 SafeNet Inc. All Rights Reserved.

Sentinel EMS for Sentinel LDK v.7.10  
<https://supportportal.gemalto.com/csm>

7. Upload C2V file and Click "Generate"

Generate License

Order Details

Product Key:

66d01a0b-606c-4d6f-945a-3e994f5e2636

Customer:

Example Company

Email:

-

Activations:

1

Remaining Activations:

1

Ref ID 1:

Ref ID 2:

Entitlement

Comments:

Products:

Product	Lock Type
BMDE Eraser - Volume Edition	HL

Download **RUS**, a tool to generate C2V ➡

Upload C2V

Upload C2V:

license-request.c2v

...

Comments:

Generate

Cancel

8. Save V2C-license file

Generate License

V2C generated successfully

Order Details

Product Key:

b72ae65d-733c-4437-838a-ba311fa3a461

Customer:

Example Company

Email:

-

Activations:

1

Remaining Activations:

0

Ref ID 1:

Ref ID 2:

Entitlement

Comments:

Products:

Product	Lock Type
Blanco Drive Eraser - Volume Edition	HL

Download **RUS**, a tool to generate C2V ➡

Activation Details

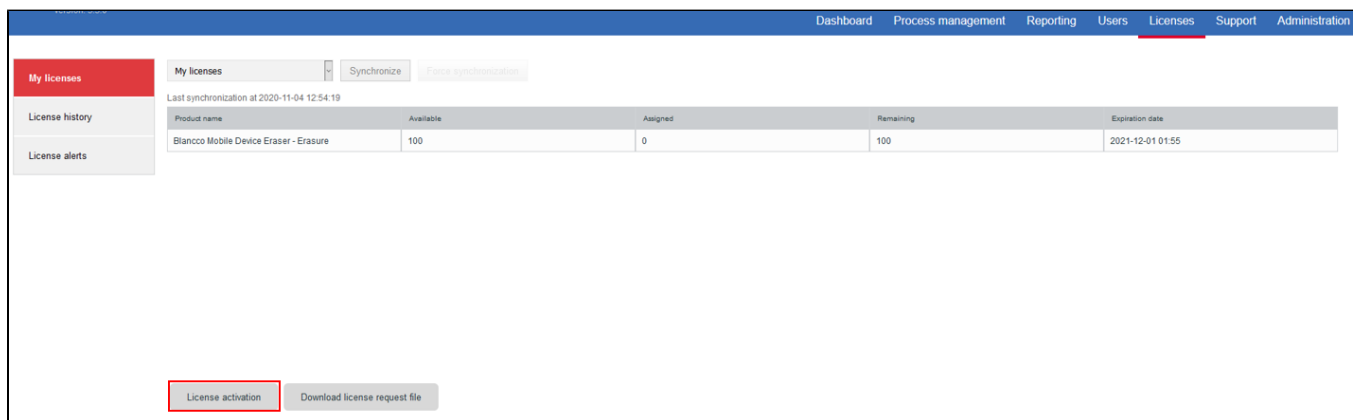
Key ID	Lock Type	Activation Date	Comments	Download
821394065	HL-Time	2020-11-04		V2C File

Close

Activating license:

- Log in to MC as admin

2. Go to "Licenses" and then to the "My Licenses"-tab
3. Click "License activation"



My licenses

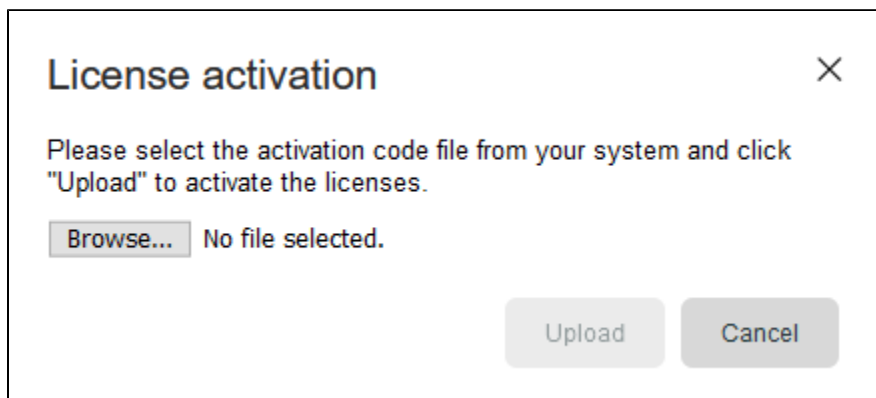
My licenses  Synchronize Force synchronization

Last synchronization at 2020-11-04 12:54:19

Product name	Available	Assigned	Remaining	Expiration date
Blanco Mobile Device Eraser - Erasure	100	0	100	2021-12-01 01:55

License activation Download license request file

4. Locate V2C-license file and Click "Upload"



License activation

Please select the activation code file from your system and click "Upload" to activate the licenses.

Browse... No file selected.

Upload Cancel

5. Restart Management Console service. (**NOTE!** The restart is only required during first time activation)